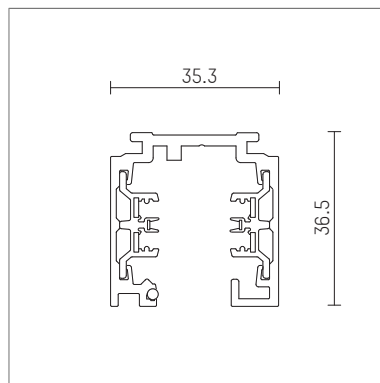


110 105 00 721 D | black

control.x | 5000 mm
track



- track control.x 5000 mm
- for surface mounting or suspended mounting
- VDE-compliant 3 (5)-circuit tracks
- control cables (DALI or 1-10V) integrated in a touch-proof manner
- compatible with new DALI adapters and all conventional Hoffmeister 3-circuit adapters
- mixed operation of different adapters is no problem
- Can also be used to operate emergency lighting luminaires
- control.x and 3-circuit accessories can be used
- tracks made of a stable, extruded aluminium profile
- 3 x 16A for particularly long track systems
- approved to be used within easy reach
- the track can be cut without reworking the copper conductors
- material: aluminium
- length: 5000 mm, width: 35,3 mm, height: 36,5 mm
- weight: 5,7 kg
- protection rating: IP20
- protection class I
- Made in Germany
- certificates: CE
- colour: black
- 110 105 00 721 D

- Overview of accessories on the following page / s

110 105 00 721 D
accessory

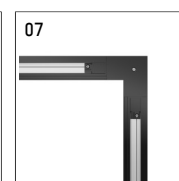
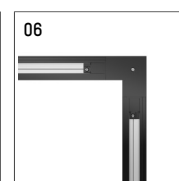
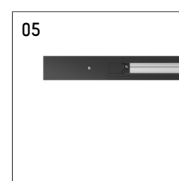
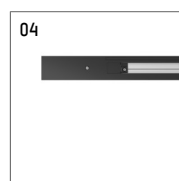
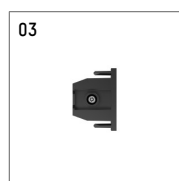
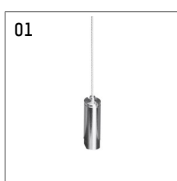
Optional accessories

description accessory general	dimensions in mm	item number	pic.-No.
Steelwire suspension, 2500 mm for control.x tracks or other profile systems		095 089 00 000	01
Steelwire suspension, 5000 mm for control.x tracks or other profile systems		095 680 00 000	01
Steelwire suspension, 10.000 mm for control.x tracks or other profile systems		095 681 00 000	01
control.x adapter, L/N (3-circuit) test-adapter For controlling the installed control.x track-system	LxWxH: 73 x 35,3 x 34	110 032 00 721	02
end cap	LxWxH: 3 x 35,3 x 36,5	110 000 00 721	03
end supply connector, 3-circuit earth conductor position: right	LxWxH: 96 x 35,3 x 36,5	110 001 00 721	04
end supply connector, control.x earth conductor position: right	LxWxH: 96 x 35,3 x 36,5	110 001 00 721 D	04
end supply connector, 3-circuit earth conductor position: left	LxWxH: 96 x 35,3 x 36,5	110 002 00 721	05
end supply connector, control.x earth conductor position: left	LxWxH: 96 x 35,3 x 36,5	110 002 00 721 D	05
90° coupler, 3-circuit earth conductor position: outside	LxWxH: 61,7 x 61,7 x 36,5	110 003 00 721	06
90° coupler, control.x earth conductor position: outside	LxWxH: 61,7 x 61,7 x 36,5	110 003 00 721 D	06
90° coupler, 3-circuit earth conductor position: inside	LxWxH: 61,7 x 61,7 x 36,5	110 004 00 721	07
90° coupler, control.x earth conductor position: inside	LxWxH: 61,7 x 61,7 x 36,5	110 004 00 721 D	07
90° coupler, 3-circuit earth conductor position: outside with optional power input	LxWxH: 98,4 x 98,4 x 36,5	110 005 00 721	08
90° coupler, control.x earth conductor position: outside with optional power input	LxWxH: 98,4 x 98,4 x 36,5	110 005 00 721 D	08
90° coupler, 3-circuit earth conductor position: inside with optional power input	LxWxH: 98,4 x 98,4 x 36,5	110 006 00 721	09
90° coupler, control.x earth conductor position: inside with optional power input	LxWxH: 98,4 x 98,4 x 36,5	110 006 00 721 D	09
T coupler, 3-circuit earth conductor position: right with optional power input	LxWxH: 161,5 x 98,4 x 36,5	110 007 00 721	10
T coupler, control.x earth conductor position: right with optional power input	LxWxH: 161,5 x 98,4 x 36,5	110 007 00 721 D	10
T coupler, 3-circuit earth conductor position: left with optional power input	LxWxH: 161,5 x 98,4 x 36,5	110 008 00 721	11
T coupler, control.x earth conductor position: left with optional power input	LxWxH: 161,5 x 98,4 x 36,5	110 008 00 721 D	11

110 105 00 721 D
accessory

Optional accessories

description accessory general	dimensions in mm	item number	pic.-No.
X coupler, 3-circuit with optional power input	LxWxH: 161,5 x 161,5 x 36,5	110 009 00 721	12
X coupler, control.x with optional power input	LxWxH: 161,5 x 161,5 x 36,5	110 009 00 721 D	12
coupler, 3-circuit	LxWxH: 2 x 35,3 x 36,5	110 010 00 721	13
coupler, control.x	LxWxH: 2 x 35,3 x 36,5	110 010 00 721 D	13
intermediate supply connector, 3-circuit	LxWxH: 161,5 x 35,3 x 36,5	110 011 00 721	14
intermediate supply connector, control.x	LxWxH: 161,5 x 35,3 x 36,5	110 011 00 721 D	14
Adjustable-coupler, 3-circuit	LxWxH: 124,5 x 124,5 x 36,5	110 012 00 721	15
Adjustable-coupler, control.x	LxWxH: 124,5 x 124,5 x 124,5	110 012 00 721 D	15
reinforcement, for intermediate supply connector	LxW: 192 x 32	110 015 00 721	16
reinforcement, for 90° connectors without an optional feed-in	LxW: 75 x 75	110 016 00 721	16
reinforcement, for 90° connectors with an optional feed-in	LxW: 111,8 x 111,8	110 017 00 721	16
reinforcement, for T-connectors with an optional feed-in	LxW: 191,5 x 111,8	110 018 00 721	16
reinforcement, for X connectors with an optional feed-in	LxW: 191,5 x 191,5	110 019 00 721	16
pendent tube for suspension of tracks	Ø: 13	093 700 00 721	17
clamp, 2 pieces for ceiling mounted installation for control.x tracks		093 710 00 721	18
suspension hook for control.x tracks	H: 67	093 720 00 721	19
clamp, 2 pieces to be mounted on suspended ceilings for control.x tracks		093 725 00 721	20
reinforcement clamp for reinforcing the joints in the case of suspended tracks for control.x tracks	LxWxH: 132 x 33 x 12	093 734 00 721	21
wall bracket for wall mounted installation of control.x tracks	LxWxH: 135 x 32 x 100	107776	22
safety outlet-socket, 1-fach with 3-circuit universal adaptor for control.x tracks	LxWxH: 60 x 60 x 89	110 029 00 721	23
control.x adapter, DALI for control.x tracks	LxWxH: 73 x 35,3 x 39	110 030 00 721 D	24
control.x adapter, DALI for control.x tracks	LxWxH: 77 x 35,3 x 39	110 031 00 721 D	25



110 105 00 721 D
accessory

